

ZAMSURECO-I
Zamboanga del Sur I Electric Cooperative, Inc.
Gov. Vicente M. Cerilles Street, Pagadian City

BREAKDOWN OF GENERATION CHARGE for the period April 26, 2022 to May 25, 2022

SOURCE	% to Total KWH Purchased	(A) KWH Purchased	(B) Basic Generation Cost (PhP)	(C) Other Cost Adjustment (DA/NSS, and Other Billing Adjustments) (PhP)	(D=B+C) Total Generation Cost for the Month (PhP)	(D/A) Average Generation Cost (PhP/KWH)
NPC-TSC	10.06%	2,733,499.00	8,153,714.91		8,153,714.91	2.9829
BILATERAL CONTRACTS w/ IPPs						
1. Sarangani Energy Corporation (S)	6.44%	1,749,203.79	20,775,991.74	-	20,775,991.74	11.8774
2. HEDCOR Bukidnon, Inc.	7.47%	2,030,207.88	18,474,688.70	-	18,474,688.70	9.0999
3. Therma South, Inc.	15.32%	4,161,190.00	56,685,056.93	(298,410.00)	56,386,646.93	13.5506
4. San Miguel Consolidated Power	27.17%	7,379,546.00	63,974,782.49	(1,479,267.04)	62,495,515.45	8.4687
5. GN Power Corporation	33.54%	9,109,789.73	84,793,032.37	1,041,248.97	85,834,281.34	9.4222
WESM						
SELF-GENERATION						
SALE FOR RESALE						
OTHERS						
TOTAL	100.00%	27,163,436.40	252,857,267.14	(736,428.07)	252,120,839.07	9.28163

Prepared by:

Charina M. Arabejo
CHARINA M. ARABEJO
Finance Manager

cc:


AZUCENA A. LAGURA
EDP Manager/Isd Manager

Approved by:

Jose Raul A. Samiel
JOSE RAUL A. SAMIEL
General Manager & CEO

Subscribed and sworn to before me this 13 day of May 2022
_____ 2022 at Pagadian City

DOC. 488
PAGE 97
BOOK NO. 13
SERIES 222



Wilfredo B. Luza
WILFREDO B. LUZA
NOTARY PUBLIC
MEMBER 31, 2023
No. 678389, 6/23/22
OF ATTORNEYS No. 3211
PAGADIAN CITY

Legend:

- *PSALM/SEC/TSI/SMPC/HEDCOR/GN POWER Billing- April 26, 2022 to May 25, 2022
- * C= excludes the Power Act Reduction/PAR Adjustment/Excess Energy

ZAMSURECO-I
 Zamboanga del Sur I Electric Cooperative, Inc.
 Gov. Vicente M. Cerilles Street, Pagadian City

MONTHLY GENERATION MIX
 For the month of May, 2022

POWER SUPPLIER	TOTAL KWH	RENEWABLE ENERGY		NON-RENEWABLE ENERGY	
	GENERATION SALES	KWH Generation Sales	Percentage	KWH Generation Sales	Percentage
PSALM	2,733,499.00	2,090,306.69	76.47%	643,192.31	23.53%
TMI					
HEDCOR BUKIDNON, INC.	2,030,207.88	2,030,207.88	100.00%		
TSI, Inc.	4,161,190.00			4,161,190.00	100.00%
SAN MIGUEL CONSOLIDATED POWER	7,379,546.00			7,379,546.00	100.00%
SEC	1,749,203.79			1,749,203.79	100.00%
GN POWER	9,109,789.73			9,109,789.73	100.00%
TOTAL	27,163,436.40	4,120,514.57	15.17%	23,042,921.83	84.83%


Prepared by:


 CHARINA M. ARABEJO
 Finance Manager

Checked by:


 JOVITO B. SINGA
 Internal Audit Manager

Attested by:

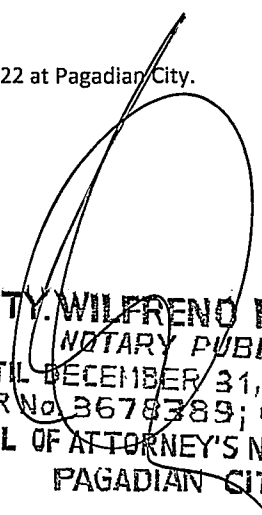

 JOSE RAUL A. SANIE
 General Manager and CEO

30 JUN 2022

SUBSCRIBED AND SWORN to me before this _____ day of _____, 2022 at Pagadian City.

DOC. 487
 PAGE NO. 97
 BOOK NO. 103
 SERIES OF 222




ATTY. WILFREDO B. LUZA
 NOTARY PUBLIC
 UNTIL DECEMBER 31, 2023
 PTR No. 3678389; 6/23/22
 ROLL OF ATTORNEY'S No. 32113
 PAGADIAN CITY