


ZAMSURECO-I

Zamboanga del Sur I Electric Cooperative, Inc.
Gov. Vicente M. Cerilles Street, Pagadian City


MONTHLY GENERATION MIX
For the month of September, 2022

POWER SUPPLIER	TOTAL KWH	RENEWABLE ENERGY		NON-RENEWABLE ENERGY	
	GENERATION SALES	KWH Generation Sales	Percentage	KWH Generation Sales	Percentage
PSALM	5,395,481.00	4,942,800.14	91.61%	452,680.86	8.39%
TMI					
HEDCOR BUKIDNON, INC.	2,082,927.29	2,082,927.29	100.00%		
TSI, Inc.	844,013.00			844,013.00	100.00%
SAN MIGUEL CONSOLIDATED POWER	6,958,113.00			6,958,113.00	100.00%
SEC	1,811,431.60			1,811,431.60	100.00%
GN POWER	9,290,089.87			9,290,089.87	100.00%
TOTAL	26,382,055.76	7,025,727.43	26.63%	19,356,328.32	73.37%

Prepared by:



CHARINA M. ARABEJO
Finance Manager

Checked by:


JOVITO B. PINASCA
Internal Audit Manager


Attested by:

JOSE RAUL A. SANIEL
General Manager and CEO



SUBSCRIBED AND SWORN to me before this 28th day of Oct, 2022 at Pagadian City.

DOC. 483
PAGE NO. 96
BOOK NO. XI
SERIES OF 2071



ATTY. REINERIO B. RAMA
Notary Public
Until December 31, 2022
Roll of Attorney No. 28316
B.P.O.R. No. 110882 01/02/22
B.P.O.R. No. 35945001

ZAMSURECO-I
Zamboanga del Sur Electric Cooperative, Inc.
Gov. Vicente M. Cerilles Street, Pagadian City

BREAKDOWN OF GENERATION CHARGE for the period August 26, 2022 to September 25, 2022

SOURCE	% to Total KWH Purchased	(A) KWH Purchased	(B) Basic Generation Cost (PhP)	© Other Cost Adjustment (DAA NSS, and Other Billing Adjustments) (PhP)	(D=B+C) Total Generation Cost for the Month (PhP)	(D/A) Average Generation Cost (PhP/KWH)
NPC-TSC	20.45%	5,395,481.00	14,465,441.46		14,465,441.46	2.6810
BILATERAL CONTRACTS w/ IPPs						
1. Sarangani Energy Corporation (SECO)	6.87%	1,811,431.60	22,052,051.10		22,052,051.10	12.1738
2. HEDCOR Bukidnon, Inc.	7.90%	2,082,927.29	20,648,474.83		20,648,474.83	9.9132
3. Therma South, Inc.	3.20%	844,013.00	10,042,109.85	(2,007.99)	10,040,101.86	11.8957
4. San Miguel Consolidated Power Corporation (SMCP)	26.37%	6,958,113.00	76,833,608.28	(1,582,389.17)	75,251,219.11	10.8149
5. GN Power Corporation	35.21%	9,290,089.87	122,516,149.47	1,061,857.27	123,578,006.74	13.3021
WESM			v			
SELF-GENERATION						
SALE FOR RESALE						
OTHERS						
TOTAL	100.00%	26,382,055.76	266,557,834.99	(522,539.89)	266,035,295.10	10.08395

Prepared by:


CHARINA M. ARABEJO
Finance Manager

cc:


AZUCENA A. LAGURA
EDP Manager/Isd Manager

Approved by:

JOSE RAUL A. SANIEL
General Manager & CEO

Subscribed and sworn to before me this 28th day of Oct, 2022 at Pagadian City

DOC. 484
PAGE 96
BOOK NO. XI
SERIES 7077


CITY, NOTARY PUBLIC
Notary Public
Intil December 31, 2022
Roll of Attorney No. 28318
P.O.R. No. 110692-2022
P.O.R. No. 388163-2022
Pagadian City

Legend:

*PSALM/SEC/TSI/SMPC/HEDCOR/GN POWER Billing- August 26, 2022 to September 25, 2022

* C= excludes the Power Act Reduction/PAR Adjustment/Excess Energy