



BREAKDOWN OF GENERATION CHARGE


SOURCE	% to Total KWH Purchased	(A) KWH Purchased	(B) Basic Generation Cost (PhP)	(C) Other Cost Adjustment (DAA NSS, and Other Billing Adjustments) (PhP)	(D=B+C) Total Generation Cost for the Month (PhP)	(D/A) Average Generation Cost (PhP/KWH)
NPC-TSC	13.20%	3,457,423.00	10,238,470.76	-	10,238,470.76	2.9613
BILATERAL						
CONTRACTS w/ IPPs						
1. Sarangani Energy Corporation (SEC)	6.83%	1,789,896.21	14,321,507.21		14,321,507.21	8.0013
2. HEDCOR Bukidnon, Inc.	0.95%	249,890.71	1,454,139.04		1,454,139.04	5.8191
3. Therma South, Inc.	14.79%	3,873,597.00	30,236,452.28	(52,501.19)	30,183,951.09	7.7922
4. San Miguel Consolidated Power	29.06%	7,611,032.00	37,980,214.66		37,980,214.66	4.9902
5. GN Power Corporation	35.16%	9,208,550.83	58,950,396.97	1,052,537.36	60,002,934.33	6.5160
WESM						
SELF-GENERATION						
SALE FOR RESALE						
OTHERS						
TOTAL	100.00%	26,190,389.75	153,181,180.92	1,000,036.17	154,181,217.09	5.88694

Prepared by:

 CHARINA M. ARABEJO
 Finance Manager

Approved by:

 JOSE RAUL A. SANIE
 General Manager & CEO

cc:
 AZUCENA A. LAGURA
 EDP Manager

Subscribed and sworn to before me this 27th day of May, 2021 at Pagadain City



ATTY. JOSE RAUL A. SANIE Notary Public
 DOC. No. 15882
 Untill 31, 2021
 Roll No. 29316
 BOOK NO. 15882
 SERIES 15882
 PTR O.R. No. 3465189
 Pagadian City

Note:
 *PSALM/SEC/TSI/SMCP/HEDCOR/GN Power- March 26, 2021 to April 25, 2021
 * C PSALM= excludes the Power Act Reduction/PAR Adjustment/Excess Energy
 *ERC Res.# 05, 2007

ZAMSURECO-I

Zamboanga del Sur I Electric Cooperative, Inc.
Gov. Vicente M. Cerilles Street, Pagadian City

MONTHLY GENERATION MIX

For the month of April, 2021

POWER SUPPLIER	TOTAL KWH	RENEWABLE ENERGY		NON-RENEWABLE ENERGY	
	GENERATION SALES	KWH Generation Sales	Percentage	KWH Generation Sales	Percentage
PSALM	3,457,423.00	2,917,027.79	84.37%	540,395.21	15.63%
HEDCOR BUKIDNON, INC.	249,890.71	249,890.71	100.00%		
TSI, Inc.	3,873,597.00			3,873,597.00	100.00%
SAN MIGUEL CONSOLIDATED POWER	7,611,032.00			7,611,032.00	100.00%
SEC	1,789,896.21			1,789,896.21	100.00%
GN POWER	9,208,550.83			9,208,550.83	100.00%
TOTAL	26,190,389.75	3,166,918.50	12.09%	23,023,471.25	87.91%

Prepared by:

Charina M. Arabejo

CHARINA M. ARABEJO
Finance Manager

Checked by:


JOVITO B. PINGCA
Internal Audit Manager

Attested by:

JOSE RAUL A. SANIEL
General Manager and CEO

SUBSCRIBED AND SWORN to me before this 27th day of May, 2021 at Pagadian City.

DOC. 103
PAGE NO. 100
BOOK NO. X
SERIES OF 621



ATTY. REINERIO B. RAMAS
Notary Public
Until December 31, 2021
Roll of Attorney No. 26316
IBP O.R. No. 110852/10/21
PTR O.R. No. 3469189/3/182
Pagadian City