

ZAMSURECO-I


Zamboanga del Sur I Electric Cooperative, Inc.
Gov. Vicente M. Cerilles Street, Pagadian City

MONTHLY GENERATION MIX


For the month of February, 2021

POWER SUPPLIER	TOTAL KWH	RENEWABLE ENERGY		NON-RENEWABLE ENERGY	
	GENERATION SALES	KWH Generation Sales	Percentage	KWH Generation Sales	Percentage
PSALM	2,837,991.00	2,383,061.04	83.97%	454,929.96	16.03%
HEDCOR BUKIDNON, INC.	595,967.26	595,967.26	100.00%		
TSI, Inc.	4,216,727.00			4,216,727.00	100.00%
SAN MIGUEL CONSOLIDATED POWER	6,677,098.00			6,677,098.00	100.00%
SEC	1,607,689.40			1,607,689.40	100.00%
GN POWER	8,408,058.11			8,408,058.11	100.00%
TOTAL	24,343,530.77	2,979,028.30	12.24%	21,364,502.47	87.76%


Prepared by:


CHARINA M. ARABEJO
Finance Manager

Checked by:


JOVITO B. PINGCA
Finance Manager

Attested by:


JOSE RAULA. SANIEL
General Manager and CEO

SUBSCRIBED AND SWORN to me before this 24th day of March, 2020 at Pagadian City.

DOC. 210
PAGE NO. 62
BOOK NO. 24
SERIES OF PH



ATTY LUIS A. BERSALES, JR.
Notary Public
Until December 31, 2021
BP No. 078198; 1/4/21
PTR No. 5414410; 1/4/21
Pagadian City

BREAKDOWN OF GENERATION CHARGE

SOURCE	% to Total KWH Purchased	(A) KWH Purchased	(B) Basic Generation Cost (PhP)	© Other Cost Adjustment (DAA NSS, and Other Billing Adjustments) (PhP)	(D=B+C) Total Generation Cost for the Month (PhP)	(D/A) Average Generation Cost (PhP/KWH)
NPC-TSC	11.66%	2,837,991.00	8,402,054.60		8,402,054.60	2.9606
BILATERAL CONTRACTS w/ IPPs						
1. Sarangani Energy Corporation (SEC)	6.60%	1,607,689.40	13,518,406.29		13,518,406.29	8.4086
2. HEDCOR Bukidnon, Inc.	2.45%	595,967.26	3,698,215.25		3,698,215.25	6.2054
3. Therma South, Inc.	17.32%	4,216,727.00	38,382,332.53		38,382,332.53	9.1024
4. San Miguel Consolidated Power Corporation	27.43%	6,677,098.00	34,241,519.28		34,241,519.28	5.1282
5. GN Power Corporation	34.54%	8,408,058.11	54,037,730.05	961,041.04	54,998,771.09	6.5412
WESM						
SELF-GENERATION						
SALE FOR RESALE						
OTHERS						
TOTAL	100.00%	24,343,530.77	152,280,258.00	961,041.04	153,241,299.04	6.29495

Prepared by:


 CHARINA M. ARABEJO
 Finance Manager


cc:


AZUCENA A. LAGURA
 EDP Manager

Approved by:


 JOSE RAUL A. SANIEL
 General Manager & CEO

Subscribed and sworn to before me this 21th da
March, 2021 at Pagadain City




 Notary Public

Doc. 322
 PAGE 02
 BOOK NO. 111
 SERIES 111
 Notary Public
 December 31, 2021
 BP No. 078198; 1/4/21
 Pagadain City

Legend:

- *PSALM/SEC/GN/TSI/SMPC/HEDCOR Billing- January 26, 2021 to February 25, 2021
- * C= excludes the Power Act Reduction/PAR Adjustment/Excess Energy
- *ERC Res.# 05, 2007