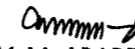


BREAKDOWN OF GENERATION CHARGE


June 26, 2020 to July 25, 2020


SOURCE	% to Total KWH Purchased	(A) KWH Purchased	(B) Basic Generation Cost (PhP)	(C) Other Cost Adjustment (DAA, NSS, and Other Billing Adjustments) (PhP)	(D=B+C) Total Generation Cost for the Month (PhP)	(D/A) Average Generation Cost (PhP/KWH)
NPC-TSC	9.31%	2,165,295	6,122,355.61		6,122,355.61	2.82749
BILATERAL CONTRACTS w/ IPPs						
1. Sarangani Energy Corporation (SEC)	7.08%	1,646,528	12,690,577.43	-	12,690,577.43	7.7075
2. HEDCOR Bukidnon, Inc.	7.03%	1,635,811	10,520,227.05	-	10,520,227.05	6.4312
3. Therma South, Inc.	16.95%	3,941,977	36,479,152.85	137,269.90	36,616,422.75	9.2888
4. San Miguel Consolidated Power Corporation	22.92%	5,331,818	31,061,499.34		31,061,499.34	5.8257
5. GN Power Corporation	36.71%	8,540,525	55,609,624.19		55,609,624.19	6.5113
WESM						
SELF-GENERATION						
SALE FOR RESALE						
OTHERS						
TOTAL	100.00%	23,261,954	152,483,436.47	137,269.90	152,620,706.37	6.56096

Prepared by:

 CHARINA M. ARABEJO
 RCO


cc:

 AZUCENA A. LAGURA
 EDP Manager

Approved by:

 JOSE RAOUF A. SANIEL
 General Manager & CEO



Subscribed and sworn to before me this _____ day of _____ 2020 at Pagadain City

Notary Public

 ATTY. ERIC L. PERALTA
 Notary Public
 Until Dec. 31, 2021
 PLF No. 3203956 / 1-2-2020
 IBP No. 012561 (Lifetime)
 MCLE No. VI-0000061 / 4-25-2017
 ROA No. 41689

DOC. 15763
 PAGE 2955
 BOOK NO. LXIV
 SERIES 1020

Legend:

- *PSALM/SEC/TSI/SMCP/HEDCOR/GN Power- June 26, 2020 to July 25, 2020
- *C= excludes the Power Act Reduction/PAR Adjustment/Excess Energy
- *ERC Res.# 05, 2007