


ZAMSURECO-I
 Zamboanga del Sur I Electric Cooperative, Inc.
 Gov. Vicente M. Cerilles Street, Pagadian City


MONTHLY GENERATION MIX
 For the month of December, 2020

POWER SUPPLIER	TOTAL KWH	RENEWABLE ENERGY		NON-RENEWABLE ENERGY	
	GENERATION SALES	KWH Generation Sales	Percentage	KWH Generation Sales	Percentage
PSALM	4,138,760.00	3,652,869.58	88.26%	485,890.42	11.74%
TMI					
HEDCOR BUKIDNON, INC.	543,256.81	543,256.81	100.00%		
TSI, Inc.	3,529,729.00			3,529,729.00	100.00%
SAN MIGUEL CONSOLIDATED POWER	5,844,405.00			5,844,405.00	100.00%
SEC	1,532,430.63			1,532,430.63	100.00%
GN POWER	8,358,705.73			8,358,705.73	100.00%
TOTAL	23,947,287.17	4,196,126.39	17.52%	19,751,160.78	82.48%


Prepared by:


 JANETH M. MACRA
 Gen. Acctg. Div. Chief

Checked by:


 CHARINA M. ARABEJO
 Finance Manager


Attested by:


 JOSE RAMON A. SAMIER
 General Manager and CEO

SUBSCRIBED AND SWORN to me before this 28th day of January, 2021 at Pagadian City.

DOC. 315
 PAGE NO. 609
 BOOK NO. XIV
 SERIES OF MM




 ATTY. LUIS A. BERSALES, JR.
 Notary Public
 Until December 31, 2021
 IBP No. 121
 PTR No. 121
 Pagadian City

BREAKDOWN OF GENERATION CHARGE

SOURCE	% to Total KWH Purchased	(A) KWH Purchased	(B) Basic Generation Cost (PhP)	(C) Other Cost Adjustment (DA, NSS, and Other Billing Adjustments) (PhP)	(D=B+C) Total Generation Cost for the Month (PhP)	(D/A) Average Generation Cost (PhP/KWH)
NPC-TSC	17.28%	4,138,760	11,248,261.55	-	11,248,261.55	2.71779
BILATERAL CONTRACTS w/ IPPs						
1. Sarangani Energy Corporation (SEC)	6.40%	1,532,431	13,244,087.99	-	13,244,087.99	8.64254
2. HEDCOR Bukidnon, Inc.	2.27%	543,257	3,107,157.34		3,107,157.34	5.7195
3. Therma South, Inc.	14.74%	3,529,729	29,463,794.51	(4,068.76)	29,459,725.75	8.3462
4. San Miguel Consolidated Power Corporation	24.41%	5,844,405	30,543,624.14		30,543,624.14	5.2261
5. GN Power Corporation	34.90%	8,358,706	50,544,982.32	955,400.07	51,500,382.39	6.1613
WESM						
SELF-GENERATION						
SALE FOR RESALE						
OTHERS						
TOTAL	100.00%	23,947,287	138,151,907.85	951,331.31	139,103,239.16	5.80873

Prepared by:

CHARINA M. ARABEJO

CHARINA M. ARABEJO
Finance Manager

cc:


AZUCENA A. LAGURA
EDP Manager

Approved by:

JOSE RAUL A. SAMUEL

JOSE RAUL A. SAMUEL
General Manager & CEO

Subscribed and sworn to before me this 28th day of January, 2021 at Pagadian City



LUIS A. BERSALES, JR.
Notary Public

DOC. 314
PAGE 1
BOOK NO. 1
SERIES 11
ATTY. LUIS A. BERSALES, JR.
Notary Public

Until December 31, 2021
IBP No. 005-2021-0121
PTR No. 005-2021-0121
Pagadian City

Legend:

- *PSALM Billing/SEC/TSI/SMPC/GN Power-, November 26, 2020 to December 25, 2020
- *C= excludes the Power Act Reduction/PAR Adjustment/Excess Energy
- *ERC Res.# 05, 2007