



BREAKDOWN OF GENERATION CHARGE

SOURCE	% to Total KWH Purchased	(A) KWH Purchased	(B) Basic Generation Cost (PhP)	(C) Other Cost Adjustment (D, NSS, and Other Billing Adjustments) (PhP)	(D=B+C) Total Generation Cost for the Month (PhP)	(D/A) Average Generation Cost (PhP/KWH)
NPC-TSC	15.68%	3,696,222	10,080,100.29	-	10,080,100.29	2.7271
BILATERAL CONTRACTS w/ IPPs						
1. Sarangani Energy Corporation (SEC)	5.93%	1,397,278	12,669,051.75	-	12,669,051.75	9.0669
2. HEDCOR Bukidnon, Inc.	2.65%	624,105	3,785,384.68	-	3,785,384.68	6.0653
3. Therma South, Inc.	16.16%	3,811,128	35,643,941.82	-	35,643,941.82	9.3526
4. San Miguel Consolidated Power Corporation	24.60%	5,800,733	31,201,489.52	-	31,201,489.52	5.3789
5. GN Power Corporation	34.98%	8,248,464	50,495,807.60	-	50,495,807.60	6.1218
WESM						
SELF-GENERATION						
SALE FOR RESALE						
OTHERS						
TOTAL	100.00%	23,577,930.96	143,875,775.66	-	143,875,775.66	6.1021


Prepared by:

 CHARINA M. ARABEJO
 Finance Manager

cc:
 AZUCENA A. LAGURA
 EDP Manager

Approved by:

 JOSE RAUL A. SANIEL
 General Manager & CEO

Subscribed and sworn to before me this 30 day of NOV 2020
 _____, 2020 at Pagadian City

Notary Public



WILFREDO B. LUZA
 NOTARY PUBLIC
 UNTIL DECEMBER 31, 2021
 ROLL OF ATTORNEY NO. 32113
 PAGADIAN CITY

Legend:

- *PSALM Billing PSALM/SEC/HEDCOR/TSI/SMPC/GN- September 26, 2020 to October 25, 2020
- *C= excludes the Power Act Reduction/PAR Adjustment/Excess Energy
- *ERC Res.# 05, 2007

Doc NO. 950
 PAGE NO. 51
 BOOK NO. 122
 SERIES OF 20 20