


BREAKDOWN OF GENERATION CHARGE

SOURCE	% to Total KWH Purchased	(A) KWH Purchased	(B) Basic Generation Cost (PhP)	© Other Cost Adjustment (DAA NSS, and Other Billing Adjustments) (PhP)	(D=B+C) Total Generation Cost for the Month (PhP)	(D/A) Average Generation Cost (PhP/KWH)
NPC-TSC	31.09%	7,557,730	22,251,308.47		22,251,308.47	2.94418
BILATERAL						
CONTRACTS w/ IPPs						
1. Sarangani Energy Corporation (SEC)	3.49%	849,002	6,580,913.77	-	6,580,913.77	7.7513
2. HEDCOR Bukidnon, Inc.	4.51%	1,095,840	4,648,554.09	-	4,648,554.09	4.2420
3. Therma South, Inc.	17.60%	4,277,863	27,011,822.53	(1,678.27)	27,010,144.26	6.3139
4. San Miguel Consolidated Power Corporation	27.25%	6,624,170	35,035,704.65	(1,324,834.05)	33,710,870.60	5.0891
5. GN Power Corporation PB# 1300000072	4.15%	1,008,781	2,319,013.57		2,319,013.57	2.2988
GN Power Corporation PB#1300000061)	11.91%	2,894,789	6,968,607.82		6,968,607.82	2.4073
WESM						
SELF-GENERATION						
SALE FOR RESALE						
OTHERS						
TOTAL	100.00%	24,308,176	104,815,924.90	(1,326,512.32)	103,489,412.58	4.25739

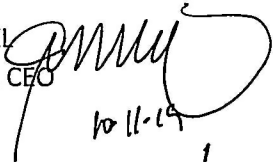
Prepared by:


CHARINA M. ARABEJO
RCO

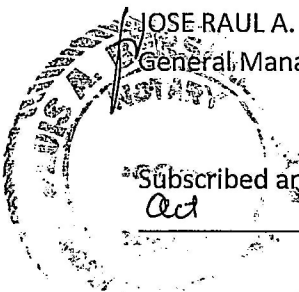
cc:

AZUCENA A. LAGURA
EDP Manager

Approved by:


JOSE RAUL A. SANIELES
General Manager & CEO

Subscribed and sworn to before me this 15th day of Oct, 2019 at Taguig City


ATTY. LUIS A. BERSALES, JR.
Notary Public
DOC. 604 Until December 31, 2019
PAGE 10 BP No. 0439371-102103
BOOK NO. 220 TR No. 30063-102103-102103
SERIES 1119

Legend:

- *PSALM/SEC/TSI/SMCP/HEDCOR/GN Power- May 26, 2019 to June 25, 2019
- *C= excludes the Power Act Reduction/PAR Adjustment/Excess Energy
- *ERC Res.# 05, 2007